



CNMC Goldmine Holdings Limited

SGX Small-Cap Corporate Access

4 September 2015

Presentation Outline

1	CNMC Overview
2	Recent Corporate Developments
3	2Q2015 Financial Highlights
4	Summary

About CNMC

- Involved in exploration and mining of gold, and processing of mined ore into gold dores
- Commenced operations in 2007; first Catalist-listed gold producer on SGX-ST (listed on October 2011)
- Current flagship project – Sokor Gold Field in Kelantan, Malaysia
- CNMC founded by Prof Lin Xiang Xiong, Chief Advisor for China International Trade to Kelantan State Government



Exploration to Production

Gold Exploration

- Literature survey
- Geological mapping
- Identification of gold bearing zones
- Three dimension sampling by drilling
- Estimation of resource

Gold Mining

- Surface mining
 - Placer mining
 - Open pit mining
 - Dredging
- Underground mining
 - Draft mining
 - Slope mining
 - Shaft mining

Gold Extraction

- Amalgamation
- Gravity concentration
- Floatation
- Refractory ore processing
- Leaching process



Gold Extraction: Heap Leaching

1. Mining of Gold Bearing Ore



2. Ore Transportation



3. Stack Piling of Ore



4. Application of Gold Extractor Solution



5. Transportation of Loaded Carbon to Desorption Facility

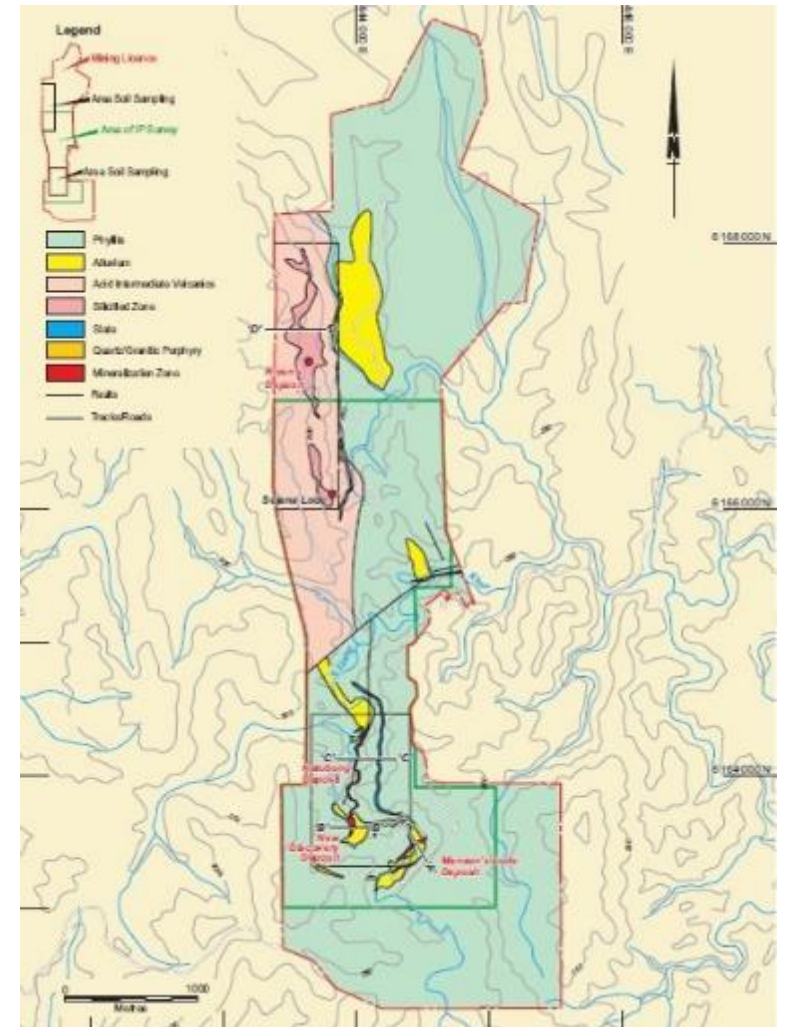


6. Smelting Process to Produce Dore Bar



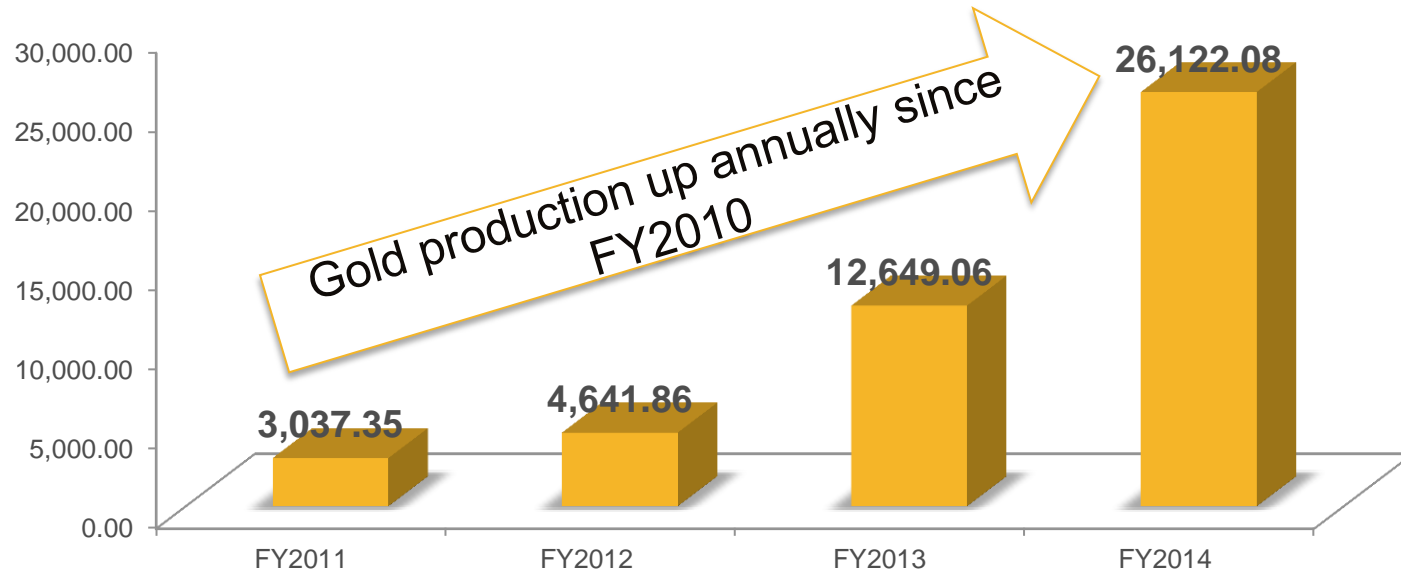
Sokor Gold Field Project

- Spanning an area of 10km², Sokor had 506,000 ounces of JORC-compliant gold resources (including ore reserves) as at 31 December 2014
- First gold pour on 21 July 2010
- Produced more than one metric tonne of gold bullion as at 18 July 2014
- 4 identified areas: Manson's Lode, New Discovery, Sg. Ketubong, Rixen
- Mining licences obtained with full support from Kelantan State Government



Fine-Gold Production

Fine Gold Produced Year Over Year In Ounces



- Commenced gold production in July 2010 and has since completed more than 200 gold pours
- Over the comparative periods, fine-gold production increased 21.7% to 7,876.55 ounces in 2Q2015 (6,470.24 ounces in 2Q2014)

Recent Corporate Developments

2015 Corporate Highlights

Date:	Milestone:
6th January	CMNC produced a total of 4,681.15 ounces of Gold Doré bars in December 2014, despite the North-East monsoon season
2nd April	Newly discovered Mineral Resources and Ore Reserves for the Sokor Gold Project amounting to 10.81 million tonne at 1.5g/t gold with contained gold of 506,000 ounces
8th April	Successfully conducted fine ore agglomeration test-work and submitted applications to relevant governmental departments to restart vat leach operations
6th August	Newly incorporated CNMC Exploration to be mainly involved in providing mineral exploration and drilling services

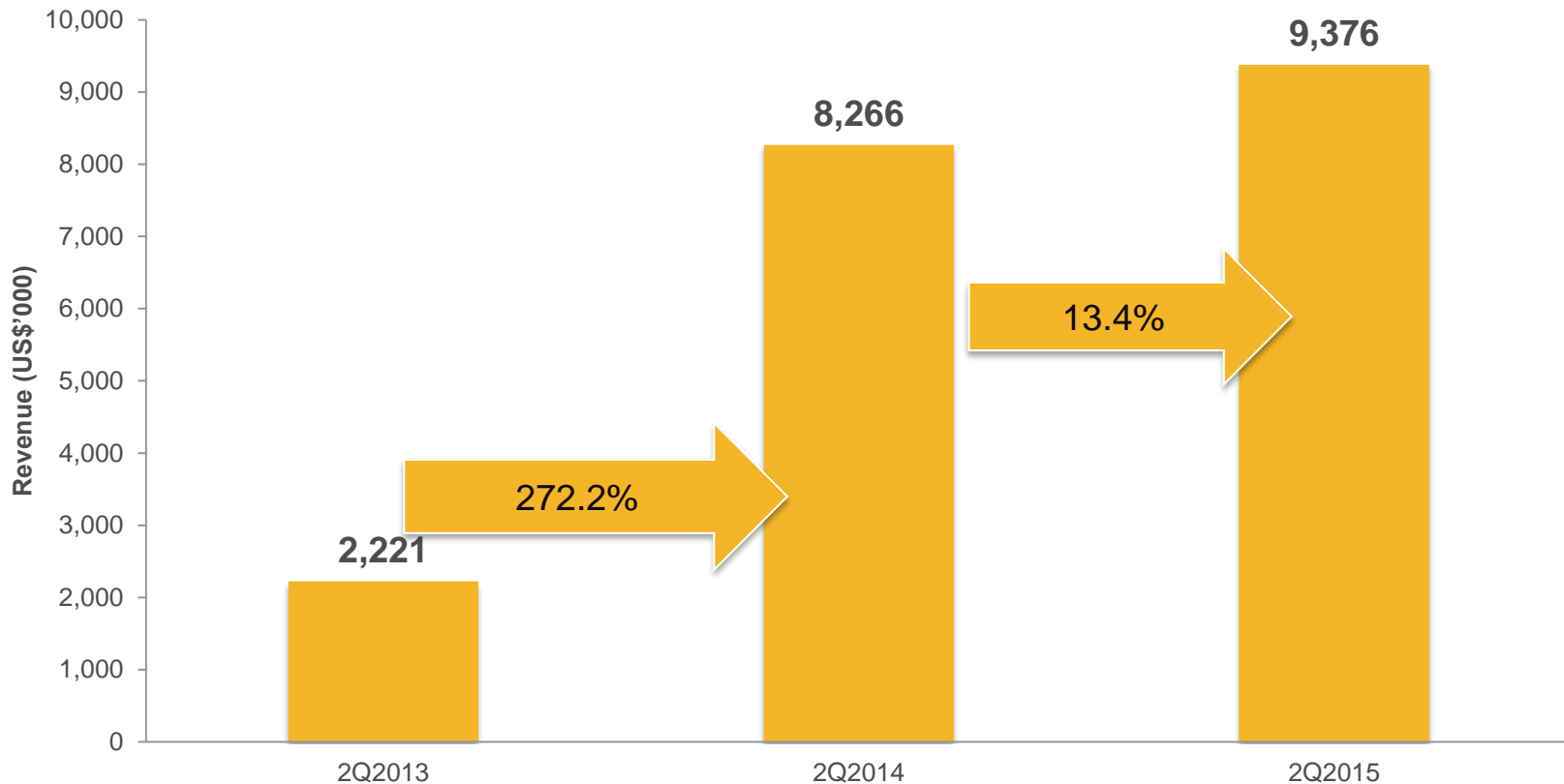


2Q2015 Financial Highlights

Financial Highlights

US\$ (million)	2Q2015	2Q2014	Change (%)	1H2015	1H2014	Change (%)
Revenue	9.38	8.27	+13.4	17.22	13.38	+28.7
Results from operating activities	4.44	3.88	+14.4	7.05	6.06	+16.3
Earnings before interest, taxation, depreciation, amortization ("EBITDA")	5.41	4.62	+17.1	8.90	7.31	+21.8
Net profit	4.43	5.50	-19.5	6.97	7.05	-1.1
Net profit excluding prior period's tax reversal	4.43	3.79	+16.9	6.97	5.83	+19.6
Net profit attributable to owners of the Company	3.59	4.44	-19.1	5.57	5.70	-2.3
Net profit attributable to owners of the Company, excluding prior period's tax reversal	3.59	3.06	+17.3	5.57	4.72	+18.0

Revenue Snapshot



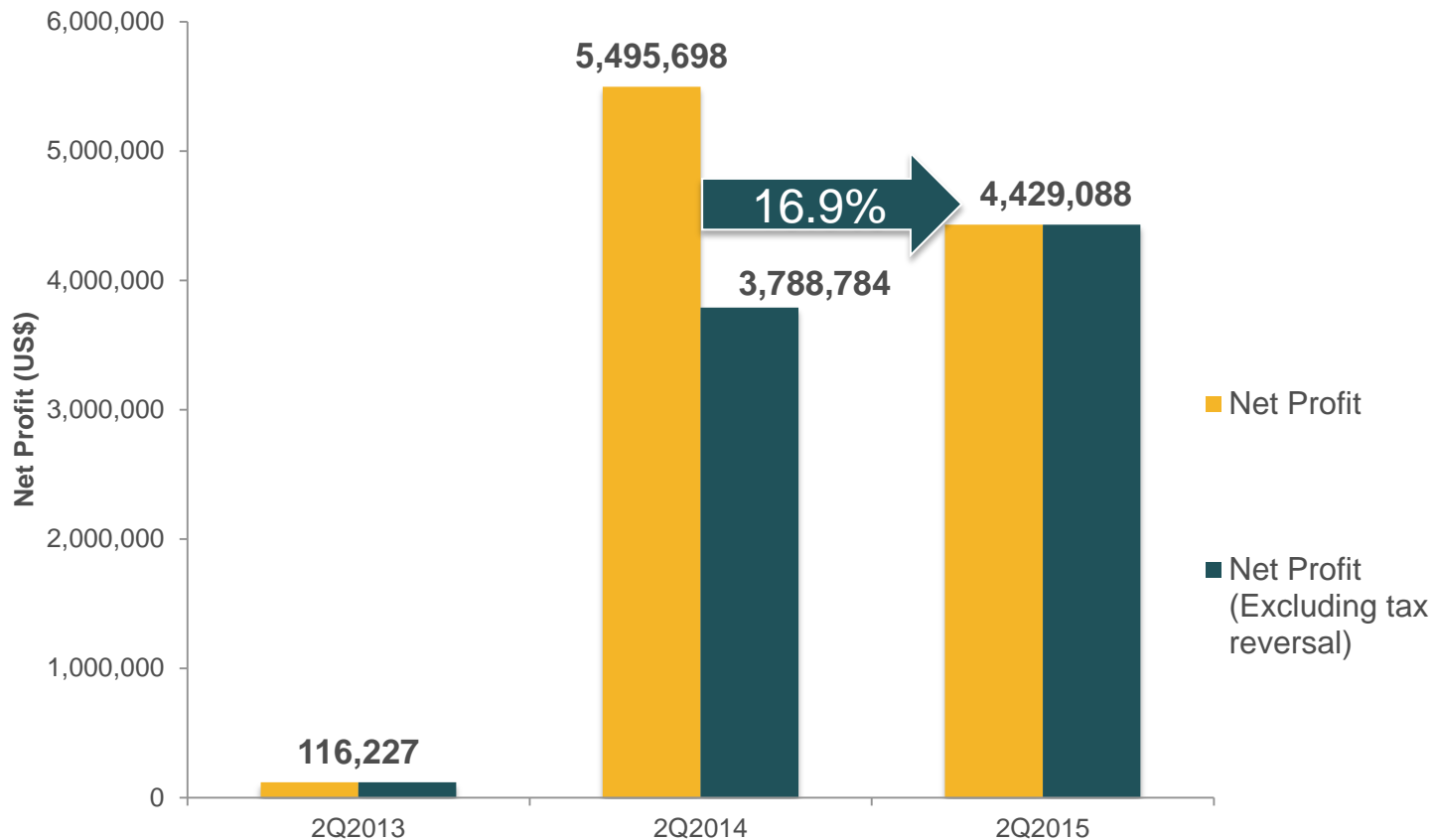
Revenue increased 13.4% mainly due to:

- Higher sales volume of fine gold, from 6,470 ounces to 7,877 ounces

But partly offset by:

- Decrease in average realized gold price, from US\$1,277/ounce to US\$1,190/ounce

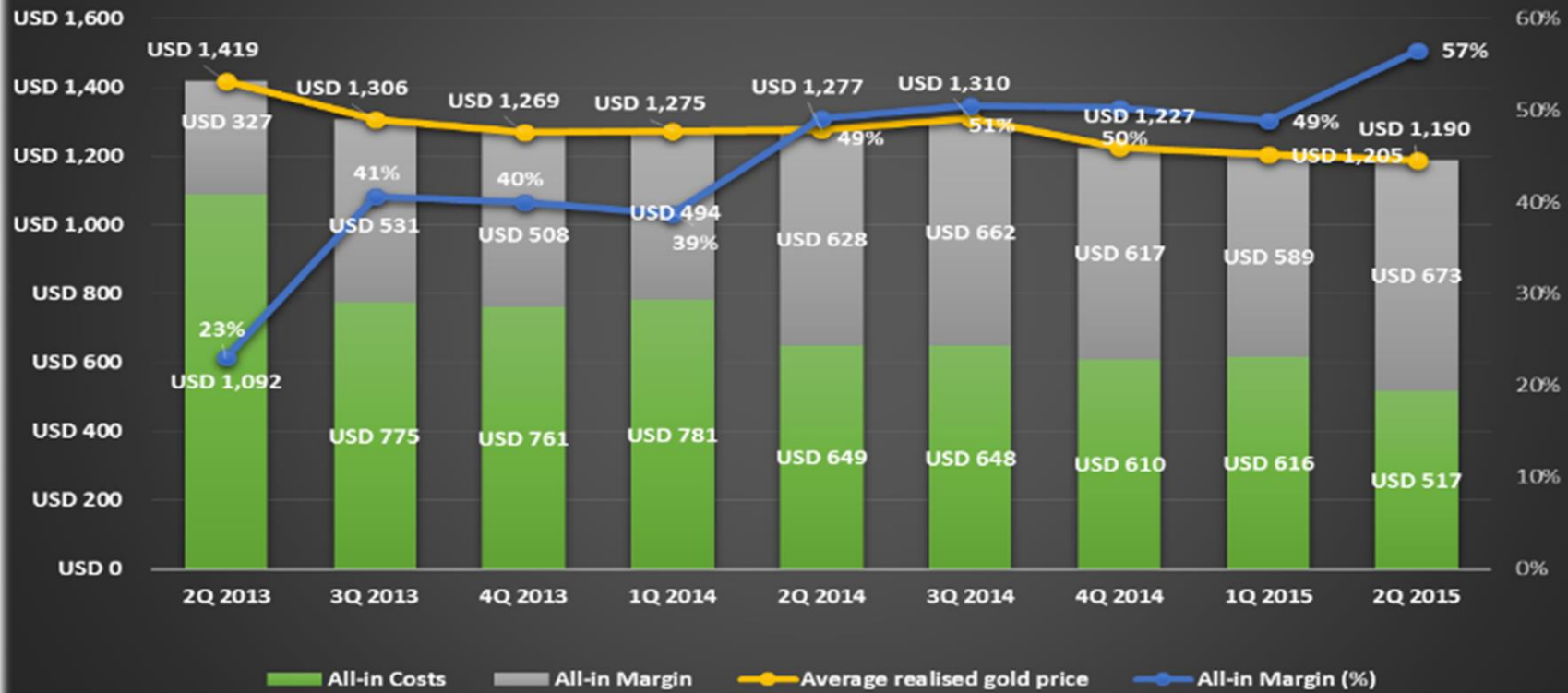
Earnings Snapshot



A one-off reversal was recognised in 2Q2014 for a tax credit due to over-provision made before May last year when Malaysian authorities granted the mine 100% income-tax exemption on its statutory income on gold production for five years with effect from 1 July 2013.

Summary Of All-In Costs And Margin

All-in Margin in US\$/ cost gold ounce sold

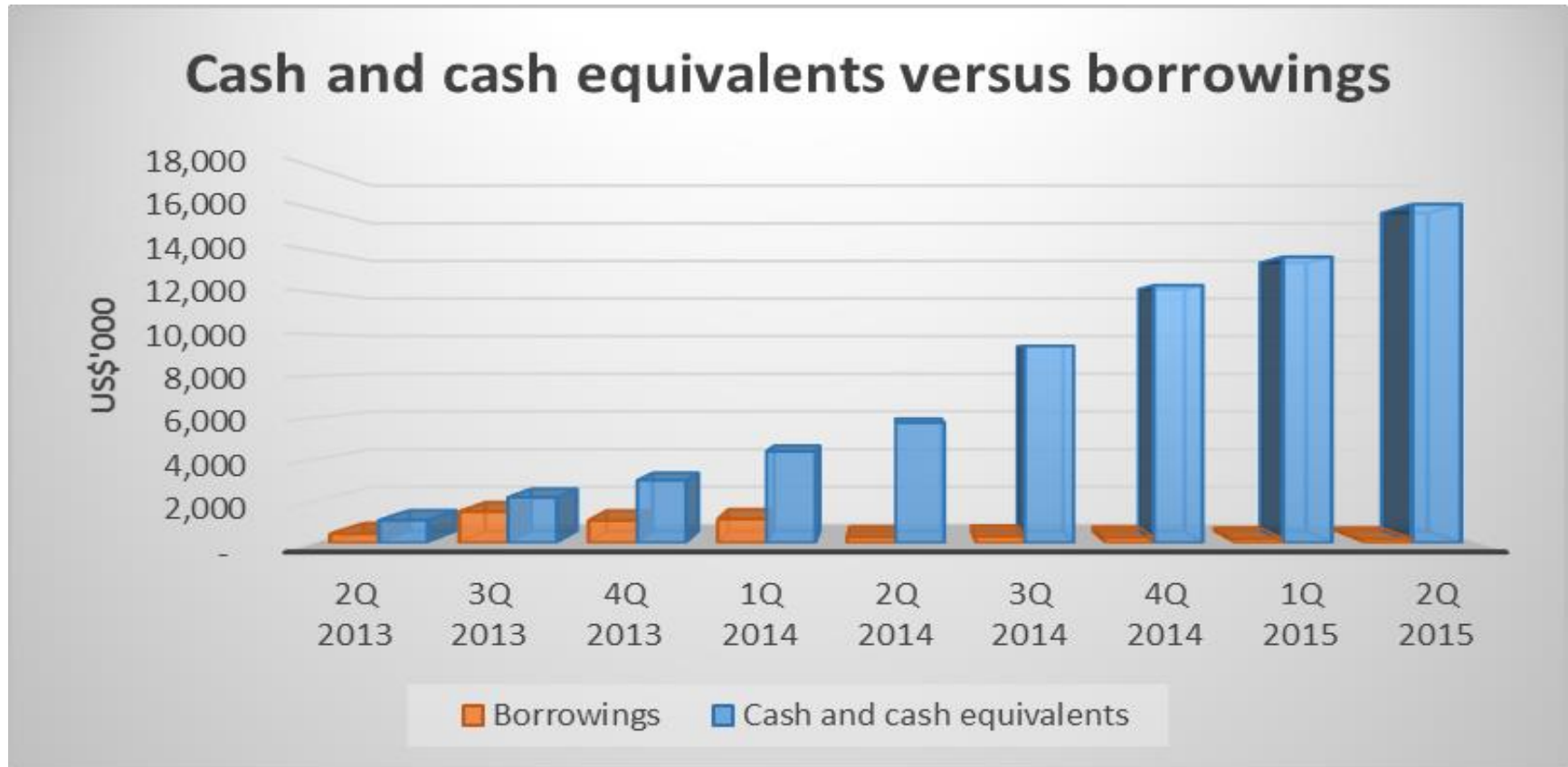


- Reduced all-in costs by a further 15.2% since the start of the year to US\$517 in 2Q2015

Balance Sheet Highlights

US\$ (million)	As at 30 June 2015	As at 31 December 2014	Change (%)
Total Assets	39.3	32.8	19.8
Total Liabilities	5.9	5.0	18.0
Cash & Cash Equivalents	16.2	12.3	31.7
Shareholders' Equity	29.6	25.2	17.5
NAV Per Share (US cents)	7.25	6.17	17.5

Cash Position



- In 2Q2015, the Group generated net cash from operations of US\$4.35 million, compared to US\$3.66 million in 2Q2014.
- Cash and cash equivalents as at 30 June 2015 stood at US\$16.22 million, up from US\$5.75 million as at 30 June 2014.



Summary

2015 Plans

- **Continue Production Expansion:**
 - Increase leaching capacity and enhance gold recovery process with the aim of increasing gold production
- **Minimise Cost:**
 - Further streamline production process to reduce wastage of raw material
 - Leverage economies of scale from increased production capacity to lower material costs from key suppliers
- **Accelerate Exploration:**
 - Increase gold resources and reserves (as well as silver, lead and zinc resources and reserves) in Sokor Gold Field
- **Expand Portfolio:**
 - Explore opportunities to acquire and develop other mines in Malaysia, other parts of Southeast Asia and Australasia

Competitive Strength

Profitable gold producer

Low all-in cost of production

Strong operating cash flow

Corporate transparency

Head room for further portfolio expansion

Stock Data & Dividend

(SGX: 5TP) (Reuters: CNMC.SI) (Bloomberg: CNMC:SP)	26 August 2015
Price per share	S\$0.185
Market capitalisation	S\$75.35 Million
Share issued	407.29 Million
P/E ratio ^(Note)	4.63
Dividend Yield (YTD)	0.97%

Note: Market price per share @ 26 August 2015 / Trailing earning per share (S\$) as of 30 June 2015.

For 1H2015, CNMC will pay an interim tax-exempt dividend of 0.18 Singapore cent per share, up from 0.15 Singapore cent per share in 1H2014.

Disclaimer

The materials used herein and this presentation (collectively, the “Presentation”) have been prepared by CNMC Goldmine Holdings Limited (“CNMC”) solely for use at the presentation to be made to qualified investors and investment professionals. By viewing the Presentation, or by reading the materials used at the Presentation, you agree to be bound by the following limitations:

- The Presentation is strictly confidential and may not be copied, published, distributed or transmitted or disclosed by recipients to third parties.
- The Presentation does not constitute or form part of any offer or invitation to sell or issue, or any solicitation of any offer to purchase or subscribe for, any securities or an inducement to enter into any investment activity, nor shall any part or all of the Presentation form the basis of, or be relied on in connection with, any contract or investment decision in relation to any securities.
- The Presentation contains forward-looking statements based on the currently held beliefs and assumptions of the management of the Company, which are expressed in good faith and, in our opinion, reasonable. Forward-looking statements involve known and unknown risks, uncertainties and other factors, which may cause the actual results, financial condition, performance, or achievements of the Company or industry results, to differ materially from the results, financial condition, performance or achievements expressed or implied by such forward-looking statements. Given these risks, uncertainties and other factors, viewers of the Presentation are cautioned not to place undue reliance on these forward-looking statements.
- The Presentation is only directed at qualified investors and investment professionals and other persons should not rely on or act upon the Presentation or any of its contents.
- The Presentation does not constitute a recommendation regarding the securities of the Company. By attending this presentation you acknowledge that you will be solely responsible for your own assessment of the market and the market position of the Company and that you will conduct your own analysis and be solely responsible for forming your own view of the potential future performance of the business of the Company.
- The Presentation reflects the affairs of the Company as at the date it is presented to the investors. Any further discussions of the Company or any of their respective affiliates with any of the recipients shall not, under any circumstances, create any implication that there has been no change in the affairs of the Company since such date.

Thank You

Media and Investor Contact Information:

WeR1 Consultants Pte Ltd

38A Circular Road, Singapore 049394

Tel: (65) 67374844 | Fax: (65) 67374944

Frankie Ho, frankieho@wer1.net

Sheryl Sim, sheryl@wer1.net